

UOHC 3240

AC/DC **240W** Power Supply



▲ UOHC3240

CE RoHS

■ Please contact our sales department for safety standard of each model.



Model Name Definition

U O H C 3 2 4 0 - - - - -

① ② ③ ④ ⑤ ⑥ ⑦ ⑧ ⑨

- ① UNIFIVE PRODUCT
- ② SERIAL NAME
- ③ SERIAL NAME
- ④ SERIAL NAME
- ⑤ SERIAL NAME
- ⑥ OUTPUT POWER RATING
- ⑦ OUTPUT VOLTAGE
- ⑧ OUTPUT CURRENT
- ⑨ OPTIONAL ITEMS
 - N typical type
 - R Remote Control and increasing output (5V,1A)
 - S Increase output (5V,1A)

5 years warranty

Caution! Do not twist or bend the printed circuit board since SMD components were soldered on it.

Be sure to do the necessary test for the equipment of end user which supplied power by this switching power supply and following the specifications of EMC/EMI.

Product Highlights

- Stability
- Small size
- Conditional peak output up to 480W
- Meet complies with IEC61000-3-2
- Energy efficiency
- Power factor correction
- Full range input voltage(85Vac~264Vac)
- Inrush current limit
- Operating altitude up to 5,000m
- Add internal standby power (5V) supplied power for remote control

Protection

- Short circuit protection
- Over voltage protection
- Over current protection
- Over temperature protection
- Brown in and brown out protection

Emissions

- MEET
- EN55011-B
 - EN55032-B
 - FCC-B
 - CISPR32-B
 - VCCI-B

Safety Approvals

- MEET
- IEC60950
 - EN60950
 - UL60950
 - IEC62368
 - EN62368
 - UL62368

Efficiency

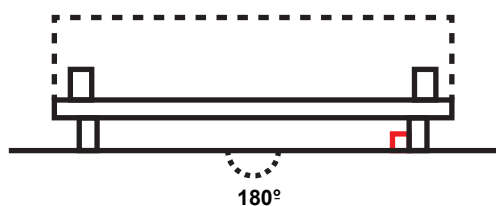
- up to 90%

Immunity

- MEET
- EN61204-3
 - EN61000-6-2
 - EN61000-4-2
 - EN61000-4-3
 - EN61000-4-4
 - EN61000-4-5
 - EN61000-4-6
 - EN61000-4-8
 - EN61000-4-11

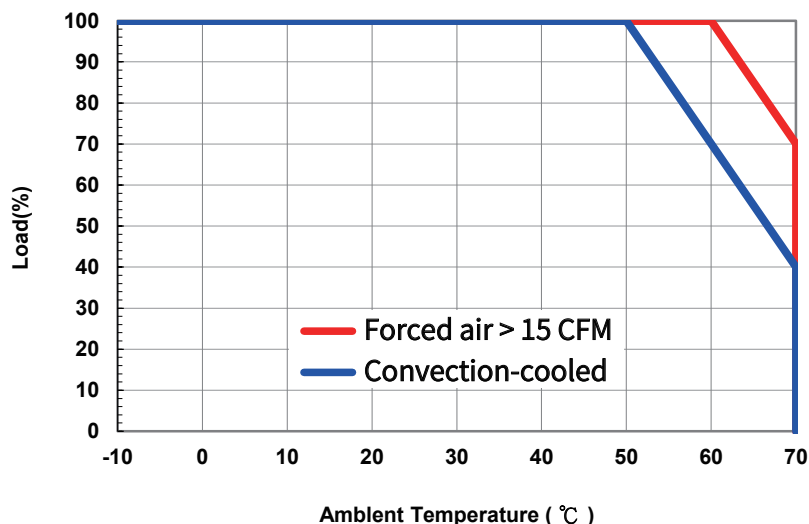
Derating curve of operating ambient

Power Supply Positioning:



Horizontal

Derating Curve:



UOHC3240-2410

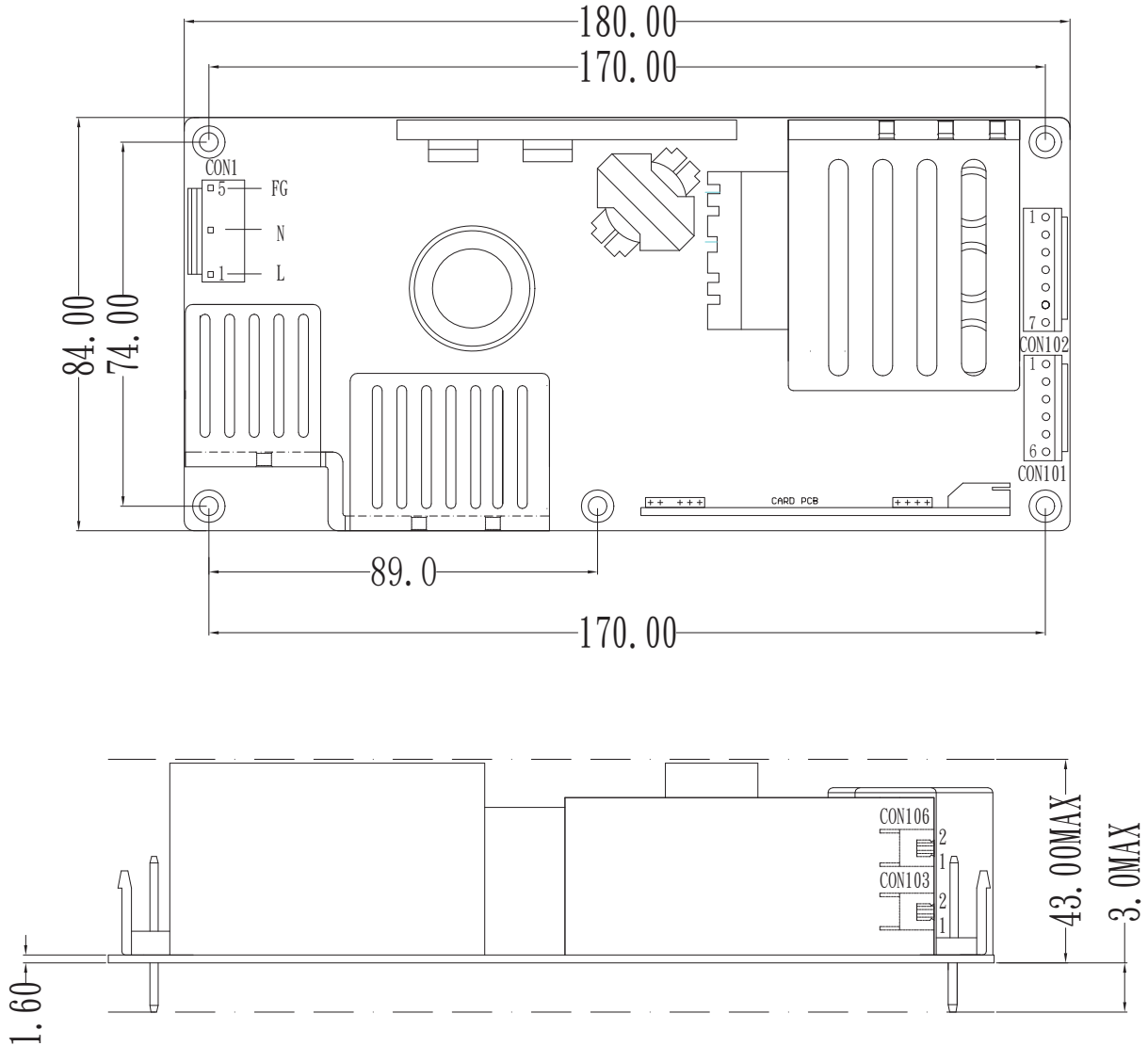
MODEL		UOHC3240-2410	
OUTPUT		OUTPUT1	OUTPUT2(OPTION)
MAX OUTPUT WATTAGE(W)		300W(480W(*1))	5W
DC OUTPUT	Convection	24V 10A(20A(*1))	5V1A
DC OUTPUT	Forced air(*2)	24V 12.5A(20A(*1))	5V1A

SPECIFICATIONS

MODEL		UOHC3240-2410		
VOLTAGE(V)		85Vac~264Vac		
CURRENT(A)	ACIN 100V	3.6A typical(Io=100%)		
	ACIN 200V	1.8A typical(Io=100%)		
FREQUENCY(HZ)		50HZ/60HZ (47HZ~63HZ)		
EFFICIENCY(%)	ACIN 100V	88.0% typical		
	ACIN 200V	90.0% typical		
POWER FACTOR(%)	ACIN 100V	0.99 typical(Io=100%)		
	ACIN 200V	0.95 typical(Io=100%)		
INRUSH CURRENT(A)	ACIN 100V	15A/30A typical(Full Load, cold start, Ta=25°C)/restart after more than 3sec.		
	ACIN 200V	30A/30A typical(Full Load, cold start, Ta=25°C)/restart after more than 3sec.		
LEAKAGE CURRENT (mA)		0.4/0.75max(ACIN 100V/240V 60Hz,Io=100%, According to IEC60950-1)		
OUTPUT	VOLTAGE(V)		24V	5V
	CURRENT(A)		10A	1A
	LINE REGULATION(%)		96mV,max.	40mV
	LOAD REGULATION(%)		150mV,max.	40mV
	RIPPLE(mVp-p) (0°C to +50°C)(*3)		120mV,max.	50mV,pk-ps
	RIPPLE(mVp-p) (-10°C to 0°C)(*3)		160mV,max.	90mV,pk-ps
	RIPPLE NOISE(mVp-p) (0°C to +50°C) (*3)		150mV,max.	100mV,pk-ps
	RIPPLE NOISE(mVp-p) (-10°C to 0°C) (*3)		180mV,max.	140mV,pk-ps
	TEMPERATURE REGULATION (mV)	0 to +50°C	240mV,max.	-
		-10 to +50°C	290mV,max.	-
	DRIFT(mV)(*4)		96mV,max.	-
	START-UP TIME(ms)		500 typical (ACIN 100V, full load), at 25°C	
	HOLD-UP TIME(ms)		20 typical(ACIN 100V, full load), at 25°C	
	OUTPUT VOLTAGE SETTING(V)		24.00V~24.96V	4.75V-5.25V
	OUTPUT VOLTAGE VARIABLE RANGE(V)		21.6V~27.5V	-
	OVERCURRENT PROTECTION		over 101% of peak current ; latch off	1.5A min ; auto-recovery
	OVERVOLTAGE PROTECTION		27.6V~33.6V; latch off	9.5V max ; latch off
SHORT PROTECTION		latch off	auto-recovery	
REMOTE ON/OFF		option		
ISOLATION	INPUT-OUTPUT.RC		AC3,000V 1minute, Cutoff current = 10mA(At Room Temperature)	
	INPUT-FG		AC2,000V 1minute, Cutoff current = 10mA(At Room Temperature)	
	OUTPUT.RC-FG		DC500V 1minute, Cutoff current = 25mA(At Room Temperature)	
OPERATING TEMPERATURE/HUMIDITY/ALTITUDE		-10°C~70°C / 20%RH~90%RH/5000m max. (derating is required)		
STORAGE TEMPERATURE/HUMIDITY		-20°C~75°C / 20%RH~90%RH		
VIBRATION		10 - 55Hz, 19.6m/s2 (2G), 3minutes period, 60minutes each along X, Y and Z axis		
IMPACT		JIS-C-0041 half sin wave, 300 m/s2, X, Y, Z, 6ms, 3 times for each direction. (196.1m/s2 (20G), 11ms, once each X, Y and Z axis)		
SAFETY		meet EN 60950, UL 60950, IEC 60950, EN 62368, UL 62368, IEC 62368		
EMC		meet EN 55032 class B, EN 55024		
HARMONIC ATTENUATOR		meet IEC61000-3-2		
SIZE		84*46*180mm(3.31*1.81*7.09 inches)(W*H*D)		
COOLING METHOD		Convection/Forced air		

- 1. Power supply can be operated in condition of peak load 480W for 10 seconds and the duty is less than 0.5. Average current must equals to or less than 10A.
- 2. Condition for forced air is no less than 15CFM.
- 3. Parallel a 22uF Aluminum electrolytic capacitor and 0.1uF ceramics capacitor at the test point. The position of test point is 150mm from output terminal to system load. The bandwidth of oscilloscope is 20MHz.
- 4. Drift is the change in DC output for an eight hour period after a half-hour warm-up at 25C,with the input voltage held constant at the rated input/output.

UOHC3240-2410



Mounting Holes : 5-Ø3.80

TOLERANCE: ±0.5
Unit:mm

CON1

PIN NUMBER	INPUT
1	AC(L)
2	
3	AC(N)
4	
5	FG
CON1 : INPUT CONNECT MODEL : 5P-VH-B (THE EQUIVALENT)	

CON103

PIN NUMBER	REMOTE
1	RC(+)
2	RC(-)
CON103: REMOTE CONNECT MODEL : B2B-XH-A (THE EQUIVALENT)	

CON102

PIN NUMBER	OUTPUT
1-7	-V
CON102:OUTPUT CONNECT MODEL : B7P-VH (THE EQUIVALENT)	

CON101

PIN NUMBER	OUTPUT
1-6	+V
CON101:OUTPUT CONNECT MODEL : B6P-VH (THE EQUIVALENT)	

CON106

PIN NUMBER	OUTPUT
1	5V(+)
2	5V(-)
CON106: OUTPUT CONNECT MODEL : B2B-XH-A (THE EQUIVALENT)	

■ Please contact our sales department for details of each model ■